

Application Note
Substitute
Model CPRx*m/A
Series Compact plus with ASI - connection

General Information

- Replacing an Compact Plus light curtain or light grid with implemented Muting and ASI - connection
- Replacement
 - For light curtain: MLC500Txx-yyyy/A + MLC510Rxx-yyyy + MSI-MD-FB + ASI coupling module
 - For light grid (CPTxxx/AP + CPRxxxm/A1) MLD500T*/A + MLC510R* + MSI-MD-FB + ASI coupling module
 - For Transceiver (CPRT*m/A1) MLD-M00x + MLD510R* + MSI-MD-FB + ASI coupling module



Note:

xx = resolution; yyy = protective field height

Substitute model CPR* to ML*

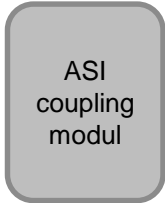

Mechanical adaption



OLD

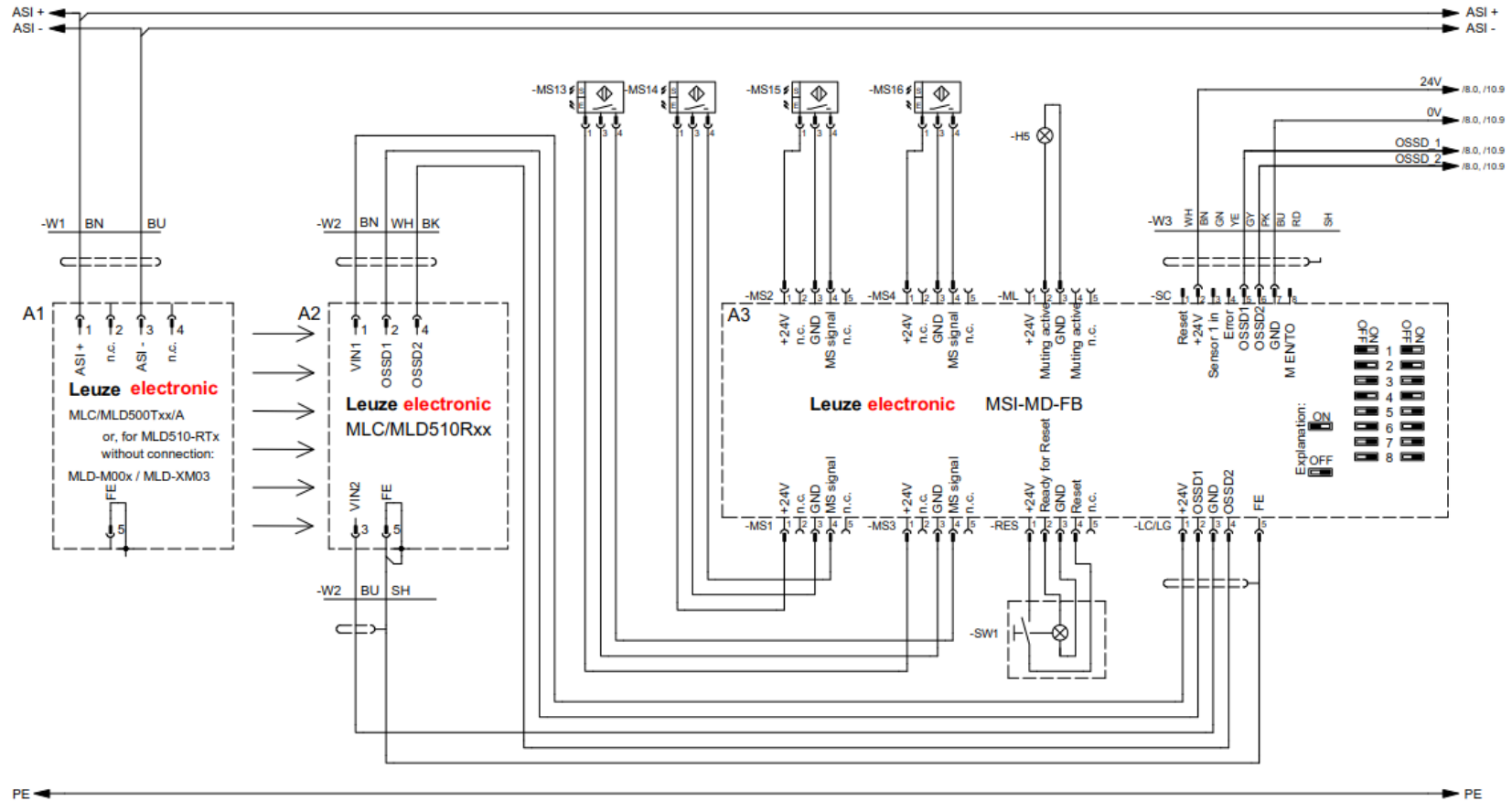


NEW



Substitute model CPR* to ML*

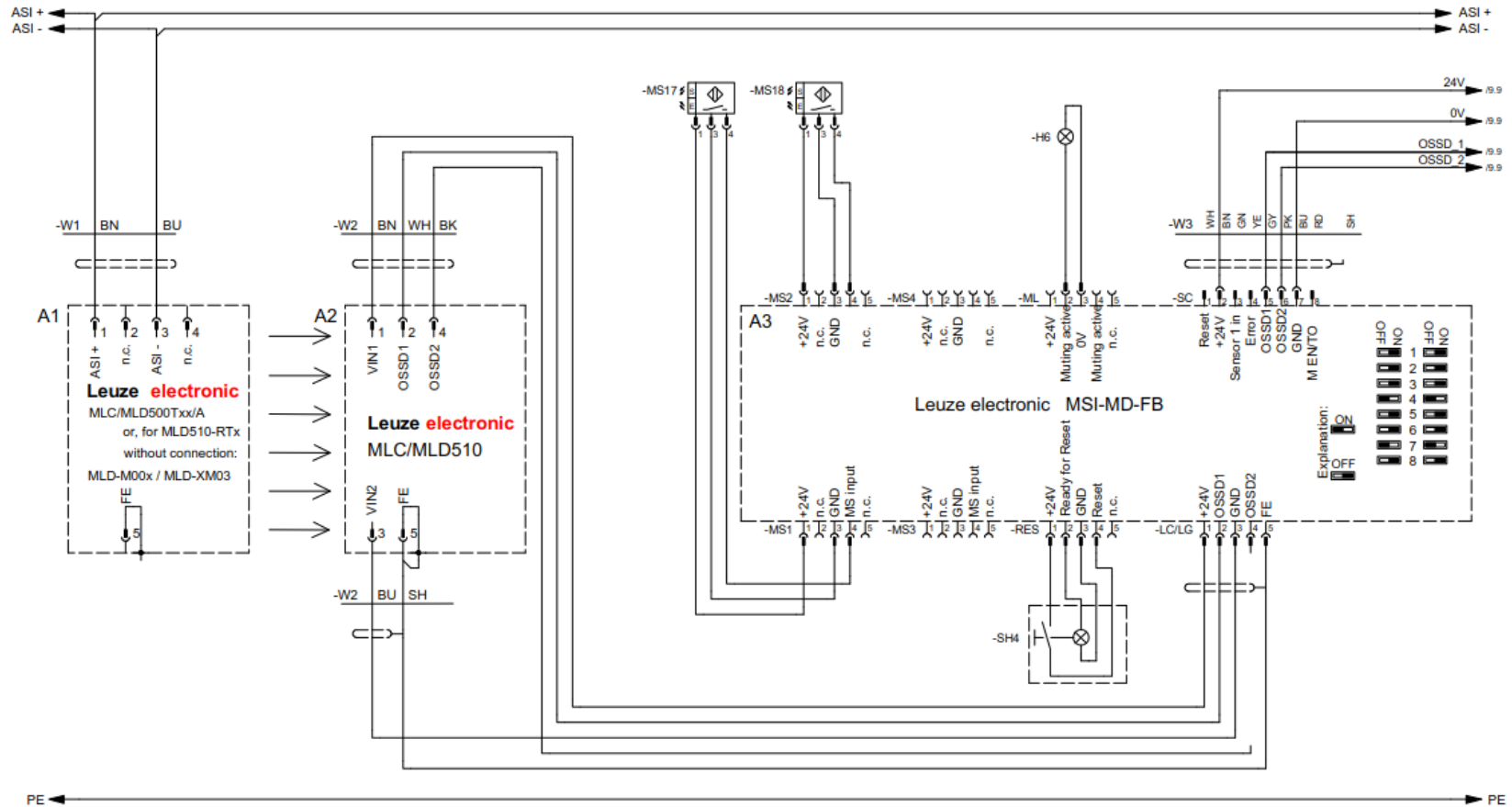
Electrical connection MLC or MLD with MSI-MD-FB and 4 Sensor sequential Muting



MSI-MD-FB + MLC510/MLD510 for ASI - coupling module
 sequence controlled 4-Sensor-Muting OM 54
 Muting-timeout: 20sec

Substitute model CPR* to ML*

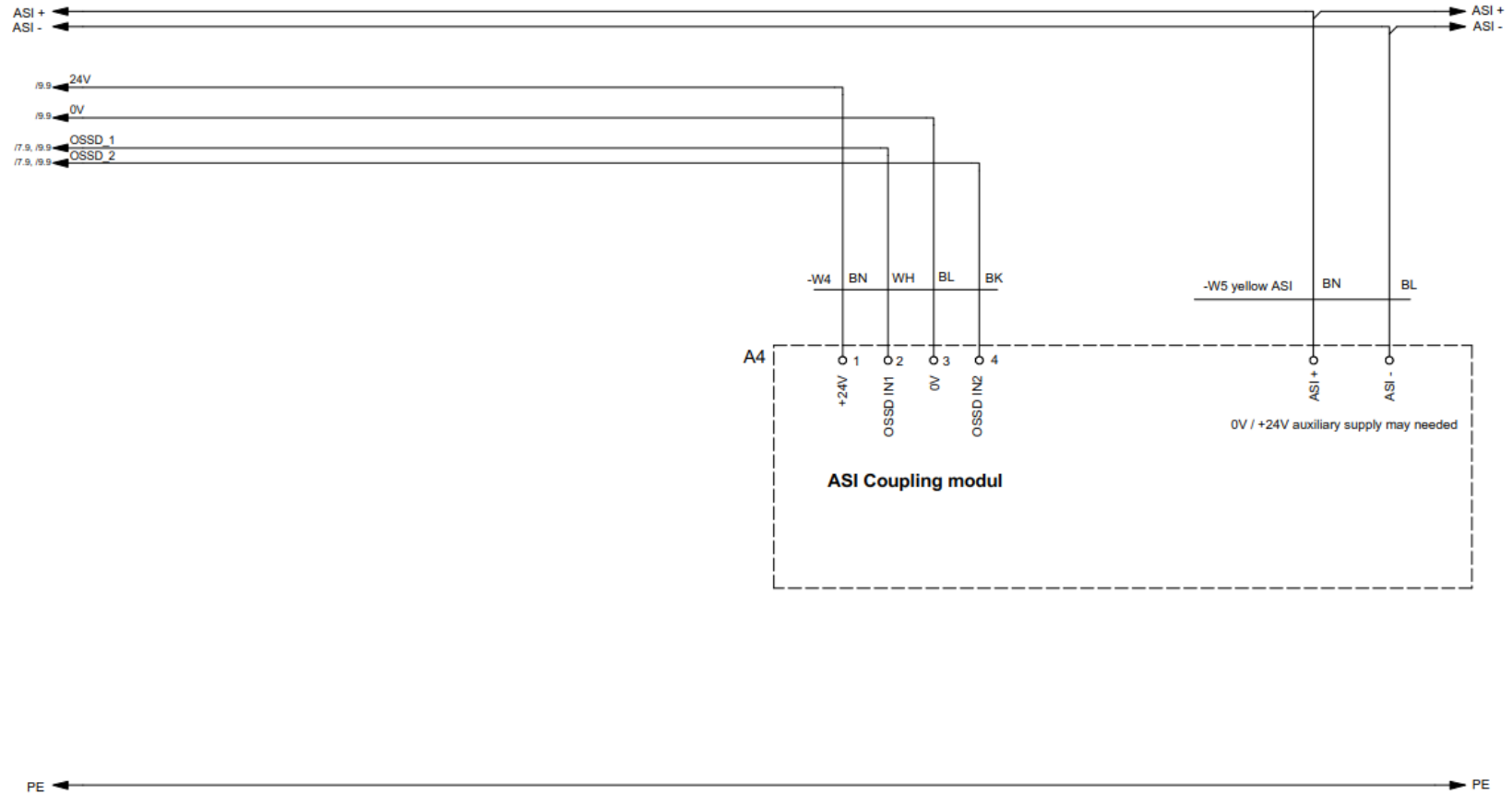
Electrical connection MLC or MLD with MSI-MD-FB and 2 Sensor timecont. Muting



MSI-MD-FB + MLC510/MLD510
time controlled 2-Sensor-Muting OM 5
Muting-timeout: 10min

Substitute model CPR* to ML*

Electrical connection example for ASI – coupling module (non Leuze product)



Please observe the operating instructions of the components

ASI – Master & ASI - Monitor

ASI – Master Setup

Please note the operating instructions of the installed ASI - Master::

- delete CPR*/A
- Add as new device the ASI – coupling module
- Address the ASI coupling module with the previous CPR*/A address

ASI – Monitor Setup

Please note the operating instructions of the installed ASI – Monitor :

- Every ASI – slave do have a unique safety code. The new code of the ASI coupling module need to be read in.
- For Leuze ASI – Monitor open the chapter “Replacing a defective safe AS-interface slave”

Attention

Note:

Please pay attention to the following points:

- Only Receiver MLx510 + Transmitter MLx500 together should be replaced
- If there is installed a CPRT500... please note the normative requirements. Mostly a 3 – beam system is the best choice. Replace this with: MLD-XM03 + MLD510-RT3
- not for Safety – Lab (Software package for CPR) optimized muting applications.
- different response time / different Muting timeout

Any questions!?



Technical Hotline +49 7021 573 -110

E-Mail: service.protect@leuze.com

Did you know...

...WE KEEP YOU SUPPLIED WORLDWIDE

On-Site service, repairs and device replacement service

- FAST ASSISTANCE DURING START-UP
- FAST HELP WORLDWIDE
- IN THE CASE OF EMERGENCY WE ARE AVAILABLE AROUND THE CLOCK



For emergencies, the Leuze electronic On-Call Service is available to you around the clock at **+49 7021 573 – 0**.

SMART
SENSOR
BUSINESS

Headquarters
Leuze electronic GmbH + Co. KG
In der Braike 1, 73277 Owen, Germany
www.leuze.com

 **Leuze electronic**

the **sensor** people